



Navigating Free Soul To Explore



3rd Edition

www.navisoulboat.com

 *Navisoul*





ABOUT US

Discover the Uncharted Waters with NAVISOUL RIB Boat: A Fusion of Passion, Safety, and Eco-conscious Innovation

At NAVISOUL, we believe the soul of every adventurous mariner is the boat they choose to navigate the world's endless waters. NAVISOUL RIB Boats embody the essence of freedom and exploration, offering a blend of high-performance, safety, and environmental responsibility.

Technical Mastery: Our RIB Boats are a marvel of marine engineering, integrating modern aeronautics technology to deliver unparalleled waterborne performance. Each NAVISOUL RIB Boat is a testament to superior craftsmanship, meticulously designed for individuals who seek nothing but excellence in their maritime escapades. Delve into an enhanced onboard adventure with boats ingeniously designed to mitigate wave impacts, ensuring a smoother sail across diverse water landscapes.

Design Philosophy: The minimalistic design of NAVISOUL RIB Boat not only results in a lightweight craft but also maximizes fuel efficiency without compromising on elegance and comfort. The multi-functionality of our boats makes them ideal for a variety of activities including leisure boating, fishing, and rescue missions.

Eco-consciousness: Our commitment to green marine technology is unwavering. We continually strive to reduce the carbon footprint of our vessels, aligning with global initiatives for a cleaner and more sustainable marine environment.

Global Presence: NAVISOUL has established a formidable presence across Europe, Americas, Oceania, and Asia, with our boats earning accolades for their safety, comfort, customization options, and multi-functionality. Our expanding network of agents across these continents is a testimony to the trust and satisfaction experienced by our clientele.

Your Journey Awaits: With NAVISOUL, you're not just purchasing a boat; you're investing in a companion for your explorations. Our RIBs are more than boats; they are your passport to a realm where the spirit of adventure reigns supreme. Experience the essence of safety, passion, freedom, relaxation, exploration, and coziness with NAVISOUL RIB Boat – your gateway to uncharted waters.

NAVISOUL – Navigating Free Soul To Explore



In the R&D phase, we utilize advanced computational tools and simulation software to optimize hull forms, propulsion systems, and onboard systems for maximum efficiency and safety. Our design philosophy seamlessly integrates functionality with aesthetic appeal, ensuring each boat not only performs exceptionally but also offers an unparalleled user experience.



01

TENDER LINE GT

- 02 NAVISOUL 350 GT
- 04 NAVISOUL 400 GT

02

TENDER LINE COZY

- 06 NAVISOUL 300
- 08 NAVISOUL 350 Pro
- 10 NAVISOUL 390 Pro
- 12 NAVISOUL 430

03

TOP LINE

- 14 NAVISOUL 480
- 16 NAVISOUL 500
- 18 NAVISOUL 580 Pro
- 20 NAVISOUL 600

04

TOP LINE LUX

- 22 NAVISOUL 650 Pro
- 24 NAVISOUL 700
- 26 NAVISOUL 760
- 28 NAVISOUL 760 Pro

05

TOP LINE CABIN

- 30 NAVISOUL 930
- 32 NAVISOUL 960

06

PROTECTOR LINE

- 34 NAVISOUL 540 Protector
- 38 NAVISOUL 650 Protector
- 40 NAVISOUL 960 Protector

CONTENT



NAVISOUL 350 GT



Tube Option

- 1.2mm Heytex PVC
- 1.0mm Orca Hypalon
- 1.25mm Orca Hypalon



Length
3.50m



Inside Length
2.05m



Width
1.70m



Inside Width
0.74m



Tube Dia.
38cm



Chamber
4



Max People
4



Dry Weight
190kg



Max Payload
395kg



Engine shaft
20"



Max Engine
40HP



STANDARD PACKAGE

- GRP hull & anti-slip deck for 3.5m RHIB
- Hypalon/PVC tube with 4 air compartments and Leaffield™ D7 inflation valves
- Leaffield™ A6 overpressure valves
- Bow step plate with cleat, anchor roller and 2 Osculati™ navigation lights
- Console with front seat and storage(windscreen, cup holder, SS handrails and 8 points switch panel pre-installed)
- Main rear locker with large access panel and gas springs
- Osculati™ stainless steel telescope master head light
- Osculati™ stern side lights
- Seaflo™ auto bilge pump
- Battery switch
- AISI 316 stainless steel deck hardware set (rear handrails, Osculati™ back cleats)
- AISI 316 stainless steel U-bolts set for davit
- Heavy duty rubbing strakes
- Bravo™ PVC / Ceredi™ Hypalon molded handles
- Spradling™ Luxurious soft cushions (front and back)
- Aluminum Oars
- Foot pump
- Repair kit
- User Manual



OPTIONAL

- ◊ 40L built in fuel tank
- ◊ Deck light
- ◊ Fiberglass step ends
- ◊ Extra protection for tube bottom
- ◊ EVA floor set
- ◊ Inflatable life jacket, Proceans
- ◊ 4kgs HDG folding anchor
- ◊ Electric pump without battery
- ◊ AISI 316 stainless steel Bimini top in Sunbrella™ fabric
- ◊ Heavy duty Anti-UV boat cover
- ◊ Bluetooth speaker system
- ◊ Mechanical steering system with deluxe steering wheel
- ◊ Trailer without brake
- ◊ Mercury 4 stroke 40HP outboard engine



COLOR OPTION

Hull



Tube



Upholster



or



NAVISOUL 400 GT



Tube Option

- 1.2mm Heytex PVC
- 1.0mm Orca Hypalon
- 1.25mm Orca Hypalon



Length
4.10m



Inside Length
2.57m



Width
1.98m



Inside Width
0.90m



Tube Dia.
46cm



Chamber
4



Max People
5



Dry Weight
250kg



Max Payload
500kg



Engine shaft
20"



Max Engine
50HP



STANDARD PACKAGE

- GRP hull & anti-slip deck for 4.0m RHIB
- Hypalon/PVC tube with 4 air compartments and Leaffield™ D7 inflation valves
- Leaffield™ A6 overpressure valves
- Bow step plate with cleat, anchor roller and 2 Osculati™ navigation lights
- Anchor locker
- Console with front seat and storage(windscreen, cup holder, SS handrails and 8 points switch panel pre-installed)
- Main rear locker with large access panel and gas springs
- Osculati™ stainless steel telescope master head light
- Osculati™ stern side lights
- Seaflo™ auto bilge pump
- Battery switch
- AISI 316 stainless steel deck hardware set (rear handrails, Osculati™ back cleats)
- AISI 316 stainless steel U-bolts set for davit
- Heavy duty rubbing strakes
- Bravo™ PVC / Ceredi™ Hypalon molded handles
- Spradling™ Luxurious soft cushions(front and back)
- Aluminum Oars
- Foot pump
- Repair kit
- User Manual



COLOR OPTION

Hull



Tube



or



Upholster



or



OPTIONAL

- ◊ 50L built in fuel tank
- ◊ Deck light
- ◊ Fiberglass step ends
- ◊ Extra protection for tube bottom
- ◊ EVA floor set
- ◊ Inflatable life jacket, Proceans
- ◊ 4kgs HDG folding anchor
- ◊ Electric pump without battery
- ◊ AISI 316 stainless steel Bimini top in Sunbrella™ fabric
- ◊ Heavy duty Anti-UV boat cover
- ◊ Bluetooth speaker system
- ◊ Mechanical steering system with deluxe steering wheel
- ◊ Trailer without brake
- ◊ Mercury 4 stroke 50HP outboard engine



NAVISOUL 300



Tube Option

- 1.2mm Heytex PVC
- 1.0mm Orca Hypalon
- 1.25mm Orca Hypalon



Length
3.00m



Inside Length
1.70m



Width
1.60m



Inside Width
0.70m



Tube Dia.
42cm



Chamber
4



Max People
3



Dry Weight
70kg



Max Payload
315kg



Engine shaft
15"



Max Engine
20HP



STANDARD PACKAGE

- GRP hull & anti-slip deck for 3.0m RHIB
- Hypalon/PVC tube with 4 air compartments and Leafield™ D7 inflation valves
- Leafield™ A6 overpressure valves
- Bow step plate with LED navigation light
- Anchor locker
- Console with side seat and storage(SS handrail and 4 points switch panel pre-installed)
- Rear stainless steel tube handrails with fiberglass bases
- Main rear locker with stainless steel rail backrests
- Stainless steel telescope master head light
- Seaflo™ auto bilge pump
- Battery switch
- AISI 316 stainless steel front and back deck cleats
- AISI 316 stainless steel U-bolts set for davit
- Heavy duty rubbing strakes
- Bravo™ PVC / Ceredi™ Hypalon molded handles
- Standard cushions set (front and back)
- Aluminum Oars
- Foot pump
- Repair kit
- User Manual



COLOR OPTION

Hull



Tube



or

CUSTOMIZE

Upholster



or



CUSTOMIZE



OPTIONAL

- Fiberglass step ends
- Extra protection for tube bottom
- EVA floor set
- Real teak wood floor set
- Inflatable life jacket, Proceans
- 3.2kgs HDG folding anchor
- Electric pump without battery
- AISI 316 stainless steel Bimini top in Sunbrella™ fabric
- Heavy duty Anti-UV boat cover
- Compass
- Mechanical steering system with deluxe steering wheel
- Trailer without brake
- Mercury 4 stroke 20HP outboard engine



NAVISOUL 350 Pro



Tube Option

- 1.2mm Heytex PVC
- 1.0mm Orca Hypalon
- 1.25mm Orca Hypalon



Length
3.59m



Inside Length
2.20m



Width
1.85m



Inside Width
0.80m



Tube Dia.
45cm



Chamber
4



Max People
4



Dry Weight
140kg



Max Payload
395kg



Engine shaft
15"



Max Engine
40HP



STANDARD PACKAGE

- GRP hull & anti-slip deck for 3.5m RHIB
- Hypalon/PVC tube with 4 air compartments and Leaffield™ D7 inflation valves
- Leaffield™ A6 overpressure valves
- Bow step plate with anchor roller and 2 navigation lights
- Anchor locker
- Steering console with storage(windscreen, 2 cup holders, SS handrail and 4 points switch panel pre-installed)
- Set of seating cushions and backrests
- Main rear locker with large access panel
- Stern side lights
- Seaflo™ auto bilge pump
- Battery switch
- AISI 316 stainless steel deck hardware set (rear hand rails, front and back cleats)
- AISI 316 stainless steel ski bar
- AISI 316 stainless steel U-bolts set for davit
- Heavy duty rubbing strakes
- Bravo™ PVC / Ceredi™ Hypalon molded handles
- Standard cushions set (front and back)
- Aluminum Oars
- Foot pump
- Repair kit
- User Manual

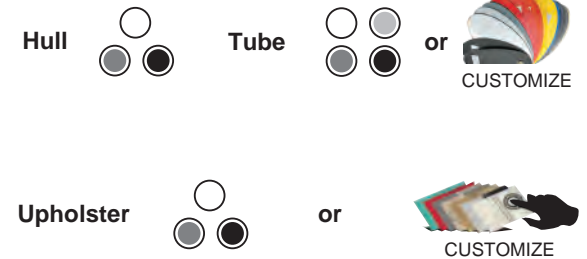


OPTIONAL

- 30L built in fuel tank system
- Fiberglass step ends
- Extra protection for tube bottom
- EVA floor set
- Real teak wood floor set
- Inflatable life jacket, Proceans
- 4kgs HDG folding anchor
- Electric pump without battery
- Stainless steel 316 arch roll bar with 1 master head light
- Bow stainless steel tube handrails with fiberglass bases
- AISI 316 stainless steel Bimini top in Sunbrella™ fabric
- Heavy duty Anti-UV boat cover
- Compass
- Bluetooth speaker system
- Mechanical steering system with deluxe steering wheel
- Trailer without brake
- Mercury 4 stroke 40HP outboard engine



COLOR OPTION



NAVISOUL 390 Pro



Tube Option

- 1.2mm Heytex PVC
- 1.0mm Orca Hypalon
- 1.25mm Orca Hypalon



Length
3.90m



Inside Length
2.40m



Width
1.85m



Inside Width
0.80m



Tube Dia.
45cm



Chamber
4



Max People
5



Dry Weight
160kg



Max Payload
500kg



Engine shaft
15"



Max Engine
50HP



STANDARD PACKAGE

- GRP hull & anti-slip deck for 3.9m RHIB
- Hypalon/PVC tube with 4 air compartments and Leaffield™ D7 inflation valves
- Leaffield™ A6 overpressure valves
- Bow step plate with anchor roller and 2 navigation lights
- Anchor locker
- Steering console with storage(windscreen, 2 cup holders, SS handrail and 4 points switch panel pre-installed)
- Set of seating cushions and backrests
- Main rear locker with large access panel
- Stern side lights
- Seaflo™ auto bilge pump
- Battery switch
- AISI 316 stainless steel deck hardware set (rear hand rails, front and back cleats)
- AISI 316 stainless steel ski bar
- AISI 316 stainless steel U-bolts set for davit
- Heavy duty rubbing strakes
- Bravo™ PVC / Ceredi™ Hypalon molded handles
- Standard cushions set (front and back)
- Aluminum Oars
- Foot pump
- Repair kit
- User Manual



OPTIONAL

- 30L built in fuel tank system
- Fiberglass step ends
- Extra protection for tube bottom
- EVA floor set
- Real teak wood floor set
- Inflatable life jacket, Proceans
- 4kgs HDG folding anchor
- Electric pump without battery
- AISI 316 stainless steel C shape ladder
- Stainless steel 316 arch roll bar with 1 master head light
- Bow stainless steel tube handrails with fiberglass bases
- AISI 316 stainless steel Bimini top in Sunbrella™ fabric
- Heavy duty Anti-UV boat cover
- Compass
- Bluetooth speaker system
- Mechanical steering system with deluxe steering wheel
- Trailer without brake
- Mercury 4 stroke 40HP outboard engine



COLOR OPTION

Hull



Tube




or



Upholster



or



NAVISOUL 430



Tube Option

- 1.2mm Heytex PVC
- 1.0mm Orca Hypalon
- 1.25mm Orca Hypalon



Length
4.30m



Inside Length
2.67m



Width
1.94m



Inside Width
0.92m



Tube Dia.
48cm



Chamber
4



Max People
6



Dry Weight
240kg



Max Payload
600kg



Engine shaft
20"



Max Engine
40HP



STANDARD PACKAGE

- GRP hull & anti-slip deck for 4.3m RHIB
- Hypalon/PVC tube with 4 air compartments and Leaffield™ D7 inflation valves
- Leaffield™ A6 overpressure valves
- Bow step plate with anchor roller and cleat
- Anchor locker
- 50L built in fuel tank system
- Steering console with front seat and storage(wind-screen, SS handrail and 4 points switch panel pre-installed)
- Rear sofa with stainless steel rail rest
- Main rear locker with large access panel
- Stainless steel 316 telescope head light
- Seaflo™ auto bilge pump
- Battery switch
- AISI 316 stainless steel deck hardware set (rear hand rails, back cleats, thru-hull, deck filler)
- AISI 316 stainless steel ski bar
- AISI 316 stainless steel U-bolts set for davit
- Heavy duty rubbing strakes
- Bravo™ PVC / Ceredi™ Hypalon molded handles
- Standard cushions set (front and back)
- Aluminum Oars
- Foot pump
- Repair kit
- User Manual



COLOR OPTION

Hull



Tube



or



CUSTOMIZE

Upholster



or



CUSTOMIZE



OPTIONAL

- Fiberglass step ends
- Extra protection for tube bottom
- EVA floor set
- Real teak wood floor set
- Inflatable life jacket, Proceans
- 4kgs HDG folding anchor
- Electric pump without battery
- AISI 316 stainless steel arch roll bar with 3 navigation lights
- AISI 316 stainless steel C shape ladder
- AISI 316 stainless steel Bimini top in Sunbrella™ fabric
- Heavy duty Anti-UV boat cover
- Compass
- Bluetooth speaker system
- Mechanical steering system with deluxe steering wheel
- Trailer without brake
- Mercury 4 stroke 60HP outboard engine



NAVISOUL 480



Tube Option

- 1.2mm Heytex PVC
- 1.0mm Orca Hypalon
- 1.25mm Orca Hypalon



Length
4.80m



Inside Length
3.12m



Width
1.98m



Inside Width
0.99m



Tube Dia.
48cm



Chamber
5



Max People
6



Dry Weight
260kg



Max Payload
680kg



Engine shaft
20"



Max Engine
60HP



STANDARD PACKAGE

- GRP hull & anti-slip deck for 4.8m RHIB
- Hypalon/PVC tube with 5 air compartments and Leaffield™ D7 inflation valves
- Leaffield™ A6 overpressure valves
- Bow step plate with anchor roller and cleat
- Anchor locker
- 60L built in fuel tank system
- Console with storage(windscreen, SS handrails and 4 points switch panel pre-installed)
- Rear sofa with stainless steel rail rest
- Main rear locker with large access panel
- Stainless steel 316 arch roll bar with 3 navigation lights
- Seaflo™ auto bilge pump
- Battery switch
- AISI 316 stainless steel deck hardware set (rear handrails, back cleats, thru-hull, deck filler)
- AISI 316 stainless steel ski bar
- AISI 316 stainless steel U-bolts set for davit
- Heavy duty rubbing strakes
- Bravo™ PVC / Ceredi™ Hypalon molded handles
- Standard soft cushions set (front and back)
- Aluminum Oars
- Foot pump
- Repair kit
- User Manual



OPTIONAL

- Fiberglass step ends
- Fiberglass dining table with aluminum base
- Front sundeck
- Extra protection for tube bottom
- EVA floor set
- Real teak wood floor set
- Inflatable life jacket, Proceans
- 4kgs HDG folding anchor
- Electric pump without battery
- AISI 316 stainless steel C shape ladder
- AISI 316 stainless steel Bimini top in Sunbrella™ fabric
- Heavy duty Anti-UV boat cover
- Compass
- VHF set
- Bluetooth speaker system
- Garmin/Lowrance/Raymarine Rada and GPS
- Searching light
- Machenical steering system with deluxe steering wheel

- Ultra Flex Hydraulic steering system
- Ultra Flex steering wheel
- Trailer without brake
- Mercury 4 stroke 60HP outboard engine



COLOR OPTION

Hull

Tube

Upholster

or

CUSTOMIZE



NAVISOUL 500



Tube Option

- 1.2mm Heytex PVC
- 1.0mm Orca Hypalon
- 1.25mm Orca Hypalon



Length
5.00m



Inside Length
3.20m



Width
2.00m



Inside Width
1.00m



Tube Dia.
50cm



Chamber
5



Max People
8



Dry Weight
400kg



Max Payload
800kg



Engine shaft
20"



Max Engine
90HP

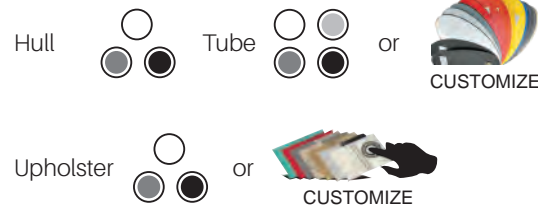


STANDARD PACKAGE

- GRP hull & anti-slip deck for 5.0m RHIB
- Hypalon/PVC tube with 5 air compartments and Leaffield™ D7 inflation valves
- Leaffield™ A6 overpressure valves
- Bow step plate with anchor roller and cleat
- Anchor locker
- 60L built in fuel tank system
- Console with storage(windscreen,SS handrails and 6 points switch panel pre-installed)
- Set of seating cushions and backrests
- Main rear locker with large access panel
- Fiberglass arch roll bar with 3 navigation lights
- Seaflo™ auto bilge pump
- Battery switch
- AISI 316 stainless steel deck hardware set (rear handrails,back cleats, thru-hull, deck filler)
- AISI 316 stainless steel U-bolts set for davit
- Heavy duty rubbing strakes
- Bravo™ PVC / Ceredi™ Hypalon molded handles
- Standard cushions set (front and back)
- Aluminum Oars
- Foot pump
- Repair kit
- User Manual



COLOR OPTION



OPTIONAL

- Fiberglass step ends
- Fiberglass dinning table with aluminum base
- Front sundeck
- Shower system with 40L water tank and pump
- Extra protection for tube bottom
- EVA floor set
- Real teak wood floor set
- Inflatable life jacket, Proceans
- 6kgs HDG folding anchor
- Electric pump without battery
- AISI 316 stainless steel C shape ladder
- AISI 316 stainless steel Bimini top in Sunbrella™ fabric
- Heavy duty Anti-UV boat cover
- Compass
- VHF set
- Bluetooth speaker system
- Garmin/Lowrance/Raymarine Rada and GPS
- Searching light
- Machanical steering system with deluxe steering wheel
- Ultra Flex Hydraulic steering system
- Ultra Flex steering wheel
- Trailer without brake
- Mercury 4 stroke 90HP outboard engine



NAVISOUL 580 Pro



Tube Option

- 1.2mm Heytex PVC
- 1.0mm Orca Hypalon
- 1.25mm Orca Hypalon



Length
5.80m



Inside Length
4.30m



Width
2.56m



Inside Width
1.25m



Tube Dia.
52cm



Chamber
5



Max People
8



Dry Weight
450kg



Max Payload
1200kg



Engine shaft
25"



Max Engine
115HP



STANDARD PACKAGE

- GRP hull & anti-slip deck for 5.8m RHIB
- Hypalon/PVC tube with 5 air compartments and Leaffield™ D7 inflation valves
- Leaffield™ A6 overpressure valves
- Bow step plate with anchor roller and cleat
- Anchor locker
- Front sundeck
- 110L built in fuel tank system
- Center console with storage(windscreen,SS handrails and 6 points switch panel pre-installed)
- Stand-up drive seat with 3 cup holders & foldable teak table
- Set of seating cushions and backrests
- Main rear locker with large access panel and gas springs
- Rear diving and swimming platform with 3 steps ladder
- Seaflo™ auto bilge pump
- Battery switch
- AISI 316 stainless steel deck hardware set (back cleats, thru-hull, deck filler)
- AISI 316 stainless steel ski bar
- AISI 316 stainless steel U-bolts set for davit
- Heavy duty rubbing strakes
- Bravo™ PVC / Ceredi™ Hypalon molded handles
- Standard luxurious soft cushions set (front and back)
- Aluminum Oars
- Foot pump
- Repair kit
- User Manual



COLOR OPTION

Hull



Tube



or



Upholster



or



OPTIONAL

- Upgrade to Spradling™ soft cushions set
- Fiberglass dining table with aluminum base
- Shower system with 60L water tank and pump
- Extra protection for tube bottom
- EVA floor set
- Real teak wood floor set
- Inflatable life jacket, Proceans
- 6kgs AISI 316 stainless steel anchor
- Electric pump without battery
- AISI 316 stainless steel C shape ladder
- AISI 316 stainless steel T-TOP sunshade
- Fiberglass T-Top sunshade
- AISI 316 stainless steel Bimini top in Sunbrella™ fabric
- AISI 316 stainless steel tube handrails
- Heavy duty Anti-UV boat cover
- Compass
- VHF set
- Bluetooth speaker system
- Garmin/Lowrance/Raymarine Rada and GPS
- Searching light
- Ultra Flex Hydraulic steering system
- Ultra Flex steering wheel
- Trailer without brake
- Mercury 4 stroke 115HP outboard engine

NAVISOUL 600



Tube Option

- 1.2mm Heytex PVC
- 1.0mm Orca Hypalon
- 1.25mm Orca Hypalon



Length
6.00m



Inside Length
4.26m



Width
2.56m



Inside Width
1.28m



Tube Dia.
54cm



Chamber
5



Max People
10



Dry Weight
640kg



Max Payload
1200kg



Engine shaft
20"



Max Engine
150HP



STANDARD PACKAGE

- GRP hull & anti-slip deck for 6.0m RHIB
- Hypalon/PVC tube with 5 air compartments and Leaffield™ D7 inflation valves
- Leaffield™ A6 overpressure valves
- Bow step plate with anchor roller and 2 cleats
- Anchor locker and bow storage
- Front sundeck
- 120L built in fuel tank system
- Center console with storage(windscreen, SS handrails and 6 points switch panel pre-installed)
- Rear sofa with stainless steel rail rest
- Main rear locker with large access panel and gas springs
- Rear diving and swimming platform with 3 steps ladder
- M type fiberglass arch roll bar with 3 navigation lights
- Seaflo™ auto bilge pump
- Battery switch
- AISI 316 stainless steel deck hardware set (back cleats, thru-hull, deck filler)
- AISI 316 stainless steel ski bar
- AISI 316 stainless steel U-bolts set for davit
- Heavy duty rubbing strakes
- Bravo™ PVC / Ceredi™ Hypalon molded handles
- Standard soft cushions set (front and back)
- Aluminum Oars
- Foot pump
- Repair kit
- User Manual

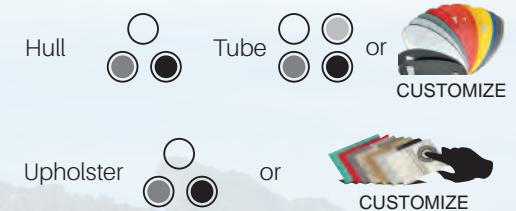


OPTIONAL

- Fiberglass step ends
- Fiberglass dining table with aluminum base
- Shower system with 50L water tank and pump
- Extra protection for tube bottom
- EVA floor set
- Real teak wood floor set
- Inflatable life jacket, Proceans
- 6kgs AISI 316 stainless steel anchor
- Electric pump without battery
- AISI 316 stainless steel C shape ladder
- AISI 316 stainless steel T-TOP sunshade
- Fiberglass T-Top sunshade
- AISI 316 stainless steel Bimini top in Sunbrella™ fabric
- AISI 316 stainless steel tube handrails
- Heavy duty Anti-UV boat cover
- Compass
- VHF set
- Bluetooth speaker system
- Garmin/Lowrance/Raymarine Rada and GPS
- Searching light
- Ultra Flex Hydraulic steering system
- Ultra Flex steering wheel
- Trailer without brake
- Mercury 4 stroke 150HP outboard engine



COLOR OPTION



NAVISOUL 650 Pro



Tube Option

1.2mm Heytex PVC
1.0mm Orca Hypalon
1.25mm Orca Hypalon



Length
6.43m



Inside Length
4.85m



Width
2.65m



Inside Width
1.53m



Tube Dia.
53cm



Chamber
5



Max People
10



Dry Weight
730kg



Max Payload
1210kg



Engine shaft
25"



Max Engine
200HP



STANDARD PACKAGE

- GRP hull & anti-slip deck for 6.5m RHIB
- Hypalon/PVC tube with 5 air compartments and Leaffield™ D7 inflation valves
- Leaffield™ A6 overpressure valves
- Bow step plate with anchor roller and cleat
- Anchor locker and bow storage
- 150L built in fuel tank system
- Center console with storage(windscreen,SS handrail and 6 points switch panel pre-installed)
- Stand-up drive seat with 3 cup holders & foldable teak table
- U-form rear sofa with two side lockers and dedicated boarding passageway
- Main rear locker with large access panel and gas springs
- Navigation & waterski mast with GRP top
- Rear diving and swimming paltform with 3 steps ladder
- Seaflo™ auto bilge pump
- Battery switch
- AISI 316 stainless steel deck hardware set (back cleats, thru-hull, deck filler)
- AISI 316 stainless steel ski bar
- AISI 316 stainless steel U-bolts set for davit
- Heavy duty rubbing strakes
- Bravo™ PVC / Ceredi™ Hypalon molded handles
- Standard soft cushions set (front and back)
- Aluminum Oars
- Foot pump
- Repair kit
- User Manual




OPTIONAL

- Upgrade to SPRADLING™ soft cushions set (front and back)
- Fiberglass dining table with aluminum base
- Front sundeck
- Shower system with 50L water tank and pump
- Extra protection for tube bottom
- EVA floor set
- Real teak wood floor set
- Inflatable life jacket, Proceans
- 6kgs AISI 316 stainless steel anchor
- Electric pump without battery
- AISI 316 stainless steel tube handrails
- AISI 316 stainless steel C shape ladder
- AISI 316 stainless steel T-TOP sunshade
- Fiberglass T-Top sunshade
- AISI 316 stainless steel Bimini top in Sunbrella™ fabric
- Heavy duty Anti-UV boat cover
- Compass
- VHF set
- Bluetooth speaker system
- Garmin/Lowrance/Raymarine Rada and GPS
- Searching light
- Ultra Flex Hydraulic steering system
- Ultra Flex steering wheel
- Trailer without brake
- Mercury 4 stroke 200HP outboard engine



COLOR OPTION



NAVISOUL 700



Tube Option

- 1.2mm Heytex PVC
- 1.0mm Orca Hypalon
- 1.25mm Orca Hypalon



Length
7.00m



Inside Length
4.45m



Width
2.85m



Inside Width
1.60m



Tube Dia.
52cm



Chamber
5



Max People
10



Dry Weight
950kg



Max Payload
1210kg



Engine shaft
25"



Max Engine
250HP



STANDARD PACKAGE

- GRP hull & anti-slip deck for 7.0m RHIB
- Hypalon/PVC tube with 5 air compartments and Leaffield™ D7 inflation valves
- Leaffield™ A6 overpressure valves
- Bow step plate with anchor roller
- Anchor locker and bow storage
- 240L built in fuel tank system
- Center console with storage(windscreen,SS handrails and 6 points switch panel pre-installed)
- Stand-up drive seat with 3 cup holders & foldable teak table
- U-form rear sofa with two side lockers and dedicated boarding passageway
- Main rear locker with large access panel and gas springs
- Fiberglass arch roll bar with 3 navigation lights
- Rear diving and swimming platform with 3 steps ladder
- SeaFlo™ auto bilge pump
- Battery switch
- AISI 316 stainless steel deck hardware set (rear hand rails, front and back cleats, thru-hull, deck filler)
- AISI 316 stainless steel ski bar
- AISI 316 stainless steel U-bolts set for davit
- Heavy duty rubbing strakes
- Bravo™ PVC / Ceredi™ Hypalon molded handles
- Standard soft cushions set (front and back)
- Aluminum Oars
- Foot pump
- Repair kit
- User Manual



OPTIONAL

- Upgrade to SPRADLING™ soft cushions set (front and back)
- Fiberglass dining table with aluminum base
- Front and back sundeck
- Shower system with 100L water tank and pump
- Extra protection for tube bottom
- EVA floor set
- Real teak wood floor set
- Inflatable life jacket, Proceans
- 8kgs AISI 316 stainless steel anchor
- Electric windlass 900W
- AISI 316 stainless steel anchor chain 8mm, 10 meters
- Electric pump without battery
- AISI 316 stainless steel C shape ladder
- AISI 316 stainless steel T-TOP sunshade
- Fiberglass T-Top sunshade
- AISI 316 stainless steel Bimini top in Sunbrella™ fabric
- AISI 316 stainless steel tube handrails
- Heavy duty Anti-UV boat cover
- Compass
- VHF set
- Bluetooth speaker system
- Garmin/Lowrance/Raymarine Rada and GPS
- Searching light
- Ultra Flex Hydraulic steering system
- Ultra Flex steering wheel
- Trailer without brake
- Mercury 4 stroke 250HP outboard engine



COLOR OPTION

Tube



or



Hull

CUSTOMIZE


Upholstery



or



CUSTOMIZE



NAVISOUL 760



Tube Option

- 1.2mm Heytex PVC
- 1.0mm Orca Hypalon
- 1.25mm Orca Hypalon



Length
7.60m



Inside Length
5.05m



Width
2.85m



Inside Width
1.60m



Tube Dia.
52cm



Chamber
7



Max People
13



Dry Weight
980kg



Max Payload
1400kg



Engine shaft
25"



Max Engine
300HP



STANDARD PACKAGE

- GRP hull & anti-slip deck for 7.6m RHIB
- Hypalon/PVC tube with 7 air compartments and Leaffield™ D7 inflation valves
- Leaffield™ A6 overpressure valves
- Bow step plate with anchor roller
- Anchor locker and bow storage
- Front and back sundeck
- 280L built in fuel tank system
- Center console with storage(windscreen,SS handrails and 6 points switch panel pre-installed)
- Stand-up drive seat with 3 cup holders & foldable teak table
- U-form rear sofa with two side lockers
- Main rear locker with large access panel and gas springs
- Fiberglass arch roll bar with 3 navigation lights
- Seaflo™ auto bilge pump
- Battery switch
- AISI 316 stainless steel deck hardware set (rear hand rails,front and back cleats, thru-hull, deck filler)
- AISI 316 stainless steel ski bar
- AISI 316 stainless steel U-bolts set for davit
- Heavy duty rubbing strakes
- Bravo™ PVC / Ceredi™ Hypalon molded handles
- Standard soft cushions set (front and back)
- Aluminum Oars
- Foot pump
- Repair kit
- User Manual




OPTIONAL

- Upgrade to SPRADLING™ soft cushions set (front and back)
- Fiberglass dining table with aluminum base
- Shower system with 100L water tank and pump
- Extra protection for tube bottom
- EVA floor set
- Real teak wood floor set
- Inflatable life jacket, Proceans
- 8kgs AISI 316 stainless steel anchor
- Electric windlass 900W
- AISI 316 stainless steel anchor chain 8mm, 10 meters
- Electric pump without battery
- AISI 316 stainless steel C shape ladder
- AISI 316 stainless steel T-TOP sunshade
- Fiberglass T-Top sunshade
- AISI 316 stainless steel Bimini top in Sunbrella™ fabric
- AISI 316 stainless steel tube handrails
- Heavy duty Anti-UV boat cover
- Compass
- VHF set
- Bluetooth speaker system
- Garmin/Lowrance/Raymarine Rada and GPS
- Searching light
- Ultra Flex Hydraulic steering system
- Ultra Flex steering wheel
- Trailer without brake
- Mercury 4 stroke 300HP outboard engine



COLOR OPTION



NAVISOUL 760 Pro



Tube Option

- 1.2mm Heytex PVC
- 1.0mm Orca Hypalon
- 1.25mm Orca Hypalon



Length
7.90m



Inside Length
5.30m



Width
2.85m



Inside Width
1.55m



Tube Dia.
52cm



Chamber
7



Max People
13



Dry Weight
1000kg




Max Payload
1400kg



Engine shaft
25"



Max Engine
300HP



STANDARD PACKAGE

- GRP hull & anti-slip deck for 7.6m RHIB
- Hypalon/PVC tube with 7 air compartments and Leafield™ D7 inflation valves
- Leafield™ A6 overpressure valves
- Bow step plate with anchor roller and cleat
- Main bow locker with large access panel and gas springs
- 210L built in fuel tank system
- Center console with storage(windscreen,SS handrail and 8 points switch panel pre-installed)
- Foldable backrest driver's seat with storage for refrigerator & gas stove with basin
- U-form rear sofa with backrest and dedicated boarding passageway
- Main rear locker with large access panel and gas springs
- AISI 316 stainless steel rear handrails
- AISI 316 stainless steel arch roll bar with 3 navigation lights
- Rear diving and swimming platform with 3 steps ladder
- Seaflo™ auto bilge pump
- Battery switch
- AISI 316 stainless steel deck hardware set (back cleats, thru-hull, deck filler)
- AISI 316 stainless steel U-bolts set for davit
- Heavy duty rubbing strakes
- Bravo™ PVC / Ceredi™ Hypalon molded handles
- Standard soft cushions set (front and back)
- Aluminum Oars
- Foot pump
- Repair kit
- User Manual




OPTIONAL

- Upgrade to SPRADLING™ soft cushions set (front and back)
- Extra protection for tube bottom
- EVA floor set
- Real teak wood floor set
- Shower system with 100L water tank and pump
- 49L built in refrigerator
- Gas stove with basin
- Inflatable life jacket, Proceans
- Built-in electric windlass 800W with 8KGS stainless steel anchor and chain in the bow cabin
- Electric pump without battery
- AISI 316 stainless steel C shape ladder
- AISI 316 stainless steel T-TOP sunshade
- Fiberglass T-Top sunshade
- AISI 316 stainless steel Bimini top in Subrella™ fabric
- Heavy duty Anti-UV boat cover
- Compass
- VHF set
- Bluetooth speaker system
- Garmin/Lowrance/Raymarine Rada and GPS
- Searching light
- Ultra Flex Hydraulic steering system
- Ultra Flex steering wheel
- Trailer without brake
- Mercury 4 stroke 300HP outboard engine



COLOR OPTION



NAVISOUL 930



Tube Option

1.0mm Orca Hypalon
1.25mm Orca Hypalon



Length
9.40m



Inside Length
6.60m



Width
2.90m



Inside Width
1.85m



Tube Dia.
54cm



Chamber
7



Max People
12



Dry Weight
2300kg



Max Payload
1340kg



Engine shaft
30"



Max Engine
2*350HP



STANDARD PACKAGE

- GRP hull & anti-slip deck for 9.3m RHIB
- Hypalon/PVC tube with 7 air compartments and Leaffield™ D7 inflation valves
- Leaffield™ A6 overpressure valves
- Bow step plate with anchor roller
- Anchor locker and bow storage
- Front sundeck
- 450L built in fuel tank system
- Luxury center console & seat box set include cockpit cabin, SS handrails and full set switch panel
- Driver seat with back sofa, locker storage & cup holder
- U-form rear sofa with two side lockers and dedicated boarding passageway
- Main rear locker with large access panel and gas springs
- Stainless steel frame work T-top with fiberglass hard roof, open hatch, navigation lights
- Cabin toilet and washbasin with decoration
- Stern diving and swimming platform with 3 steps boarding ladder
- Electric windlass 1000W
- Shower system with 100L water tank and pump
- Seafo™ auto bilge pump
- Battery switch
- AISI 316 stainless steel deck hardware set (back cleats, thru-hull, deck filler)
- AISI 316 stainless steel ski bar
- AISI 316 stainless steel U-bolts set for davit
- Heavy duty rubbing strakes
- Bravo™ PVC / Ceredi™ Hypalon molded handles
- Luxurious soft cushion set (front and back)
- Aluminum Oars
- Foot pump
- Repair kit
- User Manual





OPTIONAL

- Shock-absorbing driving seats for the main and co-pilots
- Refrigerator
- Extra protection for tube bottom
- EVA floor set
- Real teak wood floor set
- Inflatable life jacket, Proceans
- 15kgs AISI 316 stainless steel anchor
- AISI 316 stainless steel anchor chain 8mm, 20 meters
- Electric pump without battery
- AISI 316 stainless steel C shape ladder
- AISI 316 stainless steel tube handrails
- AISI 316 stainless steel Bimini top in Sunbrella™ fabric
- Heavy duty Anti-UV boat cover
- Compass
- Stern fiberglass dinning table with aluminum base
- VHF set
- Bluetooth speaker system
- Garmin/Lowrance/Raymarine Rada and GPS & Fish finder
- Searching light
- Ultra Flex Hydraulic steering system
- Ultra Flex steering wheel
- Triple-axle trailer without brake
- Mercury 4 stroke 400HP outboard engine
- Mercury 4 stroke 2 x 250HP outboard engine



COLOR OPTION



NAVISOUL 960



Tube Option

1.25mm ORCA Hypalon



Length 9.60m



Beam 3.20m



Tube Dia. 60cm



Chamber 7



Max People 20



Dry Weight 2000kg



Engine shaft
30"



Max Engine Power 500HP



STANDARD EQUIPMENT

- GRP hull & anti-slip deck for 9.6m RHIB
- Hypalon/PVC tube with 7 air compartments and Leaffield™ D7 inflation valves
- Leaffield™ A6 overpressure valves
- Bow step plate with anchor roller
- Anchor locker and bow storage
- AISI 316 stainless steel bow handrails
- 400L built in fuel tank system
- Luxury center console with cockpit cabin, SS handrails and full set switch panel
- Foldable backrest driver's seat with storage for refrigerator & gas stove with basin
- U-form rear sofa with two side lockers and dedicated boarding passageway
- Main rear locker with large access panel and gas springs
- Fiberglass arch roll bar with 3 navigation lights
- Soft cushions in cockpit cabin

- Cabin toilet and washbasin with decoration
- Stern aluminum raisable table with luxury cushion
- Stainless steel T-Top sunshade
- Stern diving and swimming platform with boarding ladder
- Shower system with 70L water tank and pump
- Seaflo™ auto bilge pump
- Battery switch
- AISI 316 stainless steel deck hardware set (front and back cleats, thru-hull, deck filler)
- AISI 316 stainless steel ski bar
- AISI 316 stainless steel U-bolts set for davit
- Heavy duty rubbing strakes
- Bravo™ PVC/ Ceredi™ Hypalon molded handles
- Aluminum Oars
- Foot pump
- Repair kit
- User Manual




COLOR OPTION

Hull



Tube



Upholster



OPTIONAL EQUIPMENT

- | | | |
|--|---|---|
| <ul style="list-style-type: none"> ○ Refrigerator ○ Liquefied gas stove ○ Extra protection for tube bottom ○ EVA floor set ○ Real teak wood floor set ○ Inflatable life jacket, Proceans ○ 15kgs AISI 316 stainless steel anchor ○ Electric windlass 1000W | <ul style="list-style-type: none"> ○ AISI 316 stainless steel anchor chain 8mm, 20 meters ○ Electric pump without battery ○ AISI 316 stainless steel C shape ladder ○ AISI 316 stainless steel 316 Bimini top in Sunbrella™ fabric ○ Heavy duty Anti-UV boat cover ○ Compass ○ VHF set | <ul style="list-style-type: none"> ○ Blue tooth speaker system ○ Garmin/Lowrance/Raymarine Radar and GPS & Fish finder ○ Searching light ○ Ultra Flex Hydraulic steering system ○ Ultra Flex steering wheel ○ Triple-axle trailer without brake ○ Mercury 4 stroke 2*250HP outboard engine |
|--|---|---|

NAVISOUL 540 Protector



Tube Option

- 1.2mm Heytex PVC
- 1.0mm Orca Hypalon
- 1.25mm Orca Hypalon



Length
5.40m



Inside Length
3.22m



Width
2.20m



Inside Width
1.26m



Tube Dia.
48cm



Chamber
5



Max People
7



Dry Weight
290kg



Max Payload
530kg



Engine shaft
20"



Max Engine
90HP



STANDARD PACKAGE

- GRP hull & anti-slip deck for 5.4m RHIB
- Hypalon/PVC tube with 5 air compartments and Leaffield™ D7 inflation valves
- Leaffield™ A6 overpressure valves
- Bow step plate with anchor roller
- Anchor locker
- 75L built in fuel tank system
- Center console with storage(windscreen, SS handrail and 3 points switch panel pre-installed)
- 38mm Aluminum driver seat with 4 fishing rod holders
- Seaflo™ auto bilge pump
- Battery switch
- AISI 316 stainless steel deck hardware set (front cleat, thru-hull, deck filler)
- AISI 316 stainless steel U-bolts set for davit
- Heavy duty rubbing strakes
- Bravo™ PVC / Ceredi™ Hypalon molded handles
- Standard soft cushions set
- Aluminum Oars
- Foot pump
- Repair kit
- User Manual



OPTIONAL

- Front sundeck
- 38mm Aluminum arch roll bar with 3 navigation lights
- Extra protection for tube bottom
- Inflatable life jacket, Proceans
- 6kgs AISI 316 stainless steel anchor
- Electric pump without battery
- AISI 316 stainless steel Bimini top in Sunbrella™ fabric
- Heavy duty Anti-UV boat cover
- Compass
- VHF set
- Garmin/Lowrance/Raymarine Rada and GPS
- Ultra Flex Hydraulic steering system
- Ultra Flex steering wheel
- Trailer without brake
- Mercury 4 stroke 90HP outboard engine



COLOR OPTION

Hull  Tube  or  CUSTOMIZE

Upholster  or  CUSTOMIZE

NAVISOUL 540 Fish



NAVISOUL 540 Sport



NAVISOUL 650 Protector



Tube Option

- 1.2mm Heytex PVC
- 1.0mm Orca Hypalon
- 1.25mm Orca Hypalon



Length
6.54m



Inside Length
5.40m



Width
2.63m



Inside Width
1.38m



Tube Dia.
54cm



Chamber
5



Max People
10



Dry Weight
600kg



Max Payload
1210kg



Engine shaft
25"



Max Engine
115HP



STANDARD PACKAGE

- GRP hull & anti-slip deck for 6.5m RHIB
- Hypalon/PVC tube with 5 air compartments and Leafield™ D7 inflation valves
- Leafield™ A6 overpressure valves
- Bow step plate with anchor roller
- Anchor locker
- 170L built in fuel tank system
- Center console with storage(windscreen, SS handrail and 3 points switch panel pre-installed)
- 38mm Aluminum driver seat with 4 fishing rod holders
- Under-deck storage
- Seaflo™ auto bilge pump
- Battery switch
- AISI 316 stainless steel deck hardware set (front cleat, thru-hull, deck filler)
- AISI 316 stainless steel U-bolts set for davit
- Heavy duty rubbing strakes
- Bravo™ PVC / Ceredi™ Hypalon molded handles
- Standard soft cushions set
- Aluminum Oars
- Foot pump
- Repair kit
- User Manual



COLOR OPTION

Hull



Tube



or



CUSTOMIZE

Upholster



or



CUSTOMIZE




OPTIONAL

- Front sundeck
- Upgrade to new console with front seat and storage
- 38mm Aluminum arch roll bar with cleats and 3 navigation lights
- Stern fiberglass seat with storage and backrest
- Extra protection for tube bottom
- Inflatable life jacket, Proceans
- 6kgs AISI 316 stainless steel anchor
- Electric pump without battery
- AISI 316 stainless steel Bimini top in Sunbrella™ fabric
- Heavy duty Anti-UV boat cover
- Compass
- VHF set
- Garmin/Lowrance/Raymarine Radar and GPS
- Ultra Flex Hydraulic steering system
- Ultra Flex steering wheel
- Trailer without brake
- Mercury 4 stroke 150HP outboard engine



NAVISOUL 960 Protector



Tube Option

- 1.2mm Heytex PVC
- 1.0mm Orca Hypalon
- 1.25mm Orca Hypalon



Length
9.60m



Inside Length
7.40m



Width
3.00m



Inside Width
1.87m



Tube Dia.
56cm



Chamber
9



Max People
20



Dry Weight
2000kg



Max Payload
1720kg



Engine shaft
30"



Max Engine
2*350HP



STANDARD PACKAGE

- GRP hull & anti-slip deck for 9.6m RHIB
- Hypalon/PVC tube with 9 air compartments and Leafield™ D7 inflation valves
- Leafield™ A6 overpressure valves
- Reinforced cone ends
- Black painted aluminum bollard
- Under-deck storage
- Anchor locker
- Marine grade aluminum fuel tank 720L with gauge and sender unit
- Aluminum console with large dash board and raised windscreen
- Aluminum T-Top sunshade
- Shock-absorbing driver seats with fiberglass base
- External safety rope grab line
- Internal safety grab line
- Self draining deck
- Automatic bilge pump 500GPH with float switch
- Black painted aluminum arch roll bar with 3 navigation lights
- Heavy duty rubbing strakes
- Bravo™ PVC/ Ceredi™ Hypalon molded handles
- Aluminum oars
- Foot air pump
- Repair kit
- User Manual



COLOR OPTION

Hull



Tube



or



Upholster





or



OPTIONAL

- Anti-fouling Hull
- Shock-absorbing passenger seat with fiberglass base
- Electric pump without battery
- Manual inflatable life jacket
- Aluminum engine guard rail
- 15kgs AISI 316 stainless steel anchor
- AISI 316 stainless steel C shape ladder
- Heavy duty Anti-UV boat cover
- Compass
- VHF set
- Garmin/Lowrance/Raymarine Rada and GPS
- LED Flood Light
- Searching light
- Ultra Flex Hydraulic steering system
- Ultra Flex steering wheel
- Triple-axle trailer without brake
- Mercury 4 stroke 2 x 350HP outboard engine





Raymarine

 **UFLEX**

 **MERCURY**

 **sunbrella®**

 **Proceans**

 **Leaffield
Marine**

 **SUZUKI**

 **OSCOLATI**

LOWRANCE

HEYtex®

GARMIN.

 **ORCA**
FENNEL FLIPO


FOLLOW "NAVISOUL BOAT" IN SOCIAL MEDIA



YouTube Navisoul



Distributor



🌐 www.navisoulboat.com

✉ service@navisoulboat.com

Copyright © 2024 TOFUN MARINE GROUP



Scan for more details