



Navigating Free Soul To Explore

4th Edition

www.navisoulboat.com

 *NaviSoul*



ABOUT US

Discover the Uncharted Waters with NAVISOUL RIB Boat: A Fusion of Passion, Safety, and Eco-conscious Innovation

At NAVISOUL, we believe the soul of every adventurous mariner is the boat they choose to navigate the world's endless waters. NAVISOUL RIB Boats embody the essence of freedom and exploration, offering a blend of high-performance, safety, and environmental responsibility.

Technical Mastery: Our RIB Boats are a marvel of marine engineering, integrating modern aeronautical technology to deliver unparalleled waterborne performance. Each NAVISOUL RIB Boat is a testament to superior craftsmanship, meticulously designed for individuals who seek nothing but excellence in their maritime escapades. Delve into an enhanced onboard adventure with boats ingeniously designed to mitigate wave impacts, ensuring a smoother sail across diverse water landscapes.

Design Philosophy: The minimalistic design of NAVISOUL RIB Boat not only results in a lightweight craft but also maximizes fuel efficiency without compromising on elegance and comfort. The multi-functionality of our boats makes them ideal for a variety of activities including leisure boating, fishing, and rescue missions.

Eco-consciousness: Our commitment to green marine technology is unwavering. We continually strive to reduce the carbon footprint of our vessels, aligning with global initiatives for a cleaner and more sustainable marine environment.

Global Presence: NAVISOUL has established a formidable presence across Europe, Americas, Oceania, and Asia, with our boats earning accolades for their safety, comfort, customization options, and multi-functionality. Our expanding network of agents across these continents is a testament to the trust and satisfaction experienced by our clientele.

Your Journey Awaits: With NAVISOUL, you're not just purchasing a boat; you're investing in a companion for your explorations. Our RIBs are more than boats; they are your passport to a realm where the spirit of adventure reigns supreme. Experience the essence of safety, passion, freedom, relaxation, exploration, and coziness with NAVISOUL RIB Boat – your gateway to uncharted waters.

NAVISOUL – Navigating Free Soul To Explore



In the R&D phase, we utilize advanced computational tools and simulation software to optimize hull forms, propulsion systems, and onboard systems for maximum efficiency and safety. Our design philosophy seamlessly integrates functionality with aesthetic appeal, ensuring each boat not only performs exceptionally but also offers an unparalleled user experience.



01

TENDER LINE GT

- 02 NAVISOUL 350 GT
- 04 NAVISOUL 400 GT

02

TOP LINE PRO

- 06 NAVISOUL 580 PRO
- 08 NAVISOUL 650 PRO
- 10 NAVISOUL 700 PRO
- 12 NAVISOUL 750 PRO
- 14 NAVISOUL 800 PRO

03

TOP LINE CABIN

- 16 NAVISOUL 850 CABIN
- 18 NAVISOUL 940 CABIN

04

PROTECTOR LINE

- 20 NAVISOUL 540 PROTECTOR
- 24 NAVISOUL 650 PROTECTOR
- 26 NAVISOUL 960 PROTECTOR
- 28 NAVISOUL 1200 PROTECTOR

CONTENTS



NAVISOUL 350 GT



CE

Tube Option

- 1.2mm Heytex PVC
- 1.0mm Orca Hypalon
- 1.25mm Orca Hypalon



Length
3.50m



Inside Length
2.05m



Width
1.70m



Inside Width
0.74m



Tube Dia.
38cm



Chamber
4



Max People
4



Dry Weight
190kg



Max Payload
395kg



Engine shaft
20"



Max Engine
40HP



STANDARD PACKAGE

- GRP hull & anti-slip deck for 3.5m RIB
- Inflatable tube with 4 air compartments and Leaffield™ D7 inflation valves
- Leaffield™ A6 overpressure valves
- Bow step plate with mooring cleat and anchor roller
- Steering console with front seat and storage(windscreen, cup holder, SS handrails and switch panel)
- Main rear locker with large access panel and gas springs
- Navigation lights
- Automatic bilge pump
- Battery switch
- Rear handrails and two back cleats
- Keel protector
- Hull ventilation system
- Built-in davit lifting points
- Heavy-duty rubbing strake
- Safety handles & carrying handles
- Full set of soft cushions
- Pre-installed basic electrical system
- Aluminum Oars
- Foot pump
- Repair kit
- Owner's Manual



OPTIONAL

- Upgrade to Spradling™ soft cushions set
- Deck light
- Underwater light
- Fiberglass step ends
- EVA floor set
- AISI 316 stainless steel Grapnel Anchor 4 kg
- Electric pump without battery
- Bimini top in Sunbrella™ fabric
- Boat cover
- Bluetooth speaker system
- Mechanical steering system with steering wheel
- Heavy-duty boat trailer
- Outboard engine options



COLOR OPTION

Hull



Tube



Upholstery



or



NAVISOUL 400 GT



CE

Tube Option

- 1.2mm Heytex PVC
- 1.0mm Orca Hypalon
- 1.25mm Orca Hypalon



Length
4.10m



Inside Length
2.57m



Width
1.98m



Inside Width
0.90m



Tube Dia.
46cm



Chamber
4



Max People
5



Dry Weight
250kg



Max Payload
500kg



Engine shaft
20"



Max Engine
50HP



STANDARD PACKAGE

- GRP hull & anti-slip deck for 4.0m RIB
- Inflatable tube with 4 air compartments and Leaffield™ D7 inflation valves
- Leaffield™ A6 overpressure valves
- Bow step plate with mooring cleat and anchor roller
- Anchor locker
- Steering console with front seat and storage(windscreen, cup holder, SS handrails and switch panel)
- Main rear locker with large access panel and gas springs
- Navigation lights
- Automatic bilge pump
- Battery switch
- Rear handrails and two back cleats
- Keel protector
- Hull ventilation system
- Built-in davit lifting points
- Heavy-duty rubbing strake
- Safety handles & carrying handles
- Full set of soft cushions
- Pre-installed basic electrical system
- Aluminum Oars
- Foot pump
- Repair kit
- Owner's Manual



COLOR OPTION

Hull



Tube



or



Upholstery



or



OPTIONAL

- ◊ Upgrade to Spradling™ soft cushions set
- ◊ 50 L built-in in fuel tank
- ◊ Deck light
- ◊ Underwater light
- ◊ Fiberglass step ends
- ◊ EVA floor set
- ◊ AISI 316 stainless steel Grapnel Anchor 4 kg
- ◊ Electric pump without battery
- ◊ Bimini top in Sunbrella™ fabric
- ◊ Boat cover
- ◊ Bluetooth speaker system
- ◊ Mechanical steering system with steering wheel
- ◊ Heavy-duty boat trailer
- ◊ Outboard engine options



NAVISOUL 580 PRO



CE

Tube Option

1.2mm Heytex PVC
1.0mm Orca Hypalon
1.25mm Orca Hypalon



Length
5.89m



Inside Length
4.15m



Width
2.60m



Inside Width
1.32m



Tube Dia.
52cm



Chamber
5



Max People
8



Dry Weight
450kg



Max Payload
1200kg



Engine shaft
25"



Max Engine
115HP



STANDARD PACKAGE

- GRP hull & anti-slip deck for 5.8m RIB
- Inflatable tube with 5 air compartments and Leaffield™ D7 inflation valves
- Leaffield™ A6 overpressure valves
- Bow step plate with mooring cleat and anchor roller
- Anchor locker
- Front sundeck
- 110 L built-in fuel tank with external deck filler
- Steering console with front seat and storage(windscreen, SS handrail and switch panel)
- Stand-up helm seat with 3 cup holders and folding teak table
- Main rear locker with large access panel and gas springs
- AISI 316 stainless steel arch roll bar with navigation lights
- Rear swim platform with boarding ladder
- Automatic bilge pump
- Battery switch
- Two back cleats
- Keel protector
- Hull ventilation system
- Built-in davit lifting points
- Heavy-duty rubbing strake
- Safety handles & carrying handles
- Full set of soft cushions
- Pre-installed basic electrical system
- Aluminum Oars
- Foot pump
- Repair kit
- Owner's Manual



COLOR OPTION

Hull



Tube



or



Upholstery



or



OPTIONAL

- ◊ Upgrade to Spradling™ soft cushions set
- ◊ Deck light
- ◊ Underwater light
- ◊ Shower system with 60 L water tank and pump
- ◊ EVA floor set
- ◊ Real teak wood floor set
- ◊ AISI 316 stainless steel Grapnel Anchor 6 kg
- ◊ Electric pump without battery
- ◊ AISI 316 stainless steel C-shaped ladder
- ◊ Fiberglass T-top with lighting system
- ◊ Bimini top in Sunbrella™ fabric
- ◊ Boat cover
- ◊ Navigation & electronics package
- ◊ Bluetooth speaker system
- ◊ Hydraulic steering system with steering wheel
- ◊ Heavy-duty boat trailer
- ◊ Outboard engine options



NAVISOUL 650 PRO



CE

Tube Option

1.2mm Heytex PVC
1.0mm Orca Hypalon
1.25mm Orca Hypalon



Length
6.43m



Inside Length
4.85m



Width
2.65m



Inside Width
1.53m



Tube Dia.
53cm



Chamber
5



Max People
10



Dry Weight
730kg



Max Payload
1210kg



Engine shaft
25"



Max Engine
200HP



STANDARD PACKAGE

- GRP hull & anti-slip deck for 6.5m RIB
- Inflatable tube with 5 air compartments and Leaffield™ D7 inflation valves
- Leaffield™ A6 overpressure valves
- Bow step plate with mooring cleat and anchor roller
- Anchor locker and bow storage
- 150 L built-in fuel tank with external deck filler
- Steering console with front seat (windscreen, SS handrail and switch panel)
- Stand-up helm seat with 3 cup holders and folding teak table
- U-form aft cockpit sofa with two side lockers and dedicated boarding access
- Navigation & waterski mast with GRP top
- Rear swim platform with boarding ladder
- Automatic bilge pump
- Battery switch
- Rear handrails and two back cleats
- Keel protector
- Built-in davit lifting points
- Hull ventilation system
- Heavy-duty rubbing strake
- Safety handles & carrying handles
- Full set of luxury cushions
- Pre-installed basic electrical system
- Aluminum Oars
- Foot pump
- Repair kit
- Owner's Manual



OPTIONAL

- Upgrade to Spradling™ soft cushions set
- Deck light
- Underwater light
- Shower system with 50 L water tank and pump
- Front sundeck
- Teak dining table with aluminum base
- EVA floor set
- Real teak wood floor set
- AISI 316 stainless steel Grapnel Anchor 6 kg
- Electric pump without battery
- AISI 316 stainless steel C-shaped ladder
- AISI 316 stainless steel tube handrails
- Fiberglass T-top with lighting system
- Bimini top in Sunbrella™ fabric
- Boat cover
- Navigation & electronics package
- Bluetooth speaker system
- Hydraulic steering system with steering wheel
- Heavy-duty boat trailer
- Outboard engine options



COLOR OPTION

Hull



Tube



or




CUSTOMIZE

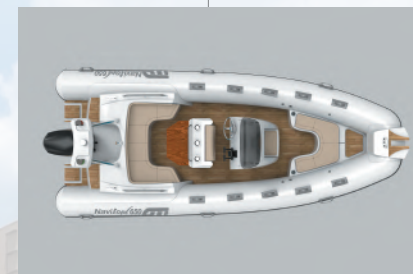
Upholstery



or



CUSTOMIZE



NAVISOUL 700 PRO



CE

Tube Option

- 1.2mm Heytex PVC
- 1.0mm Orca Hypalon
- 1.25mm Orca Hypalon



Length
6.85m



Inside Length
4.75m



Width
2.90m



Inside Width
1.70m



Tube Dia.
58cm



Chamber
5



Max People
10



Dry Weight
850kg



Max Payload
1210kg



Engine shaft
25"



Max Engine
250HP



STANDARD PACKAGE

- GRP hull & anti-slip deck for 7.0m RIB
- Inflatable tube with 5 air compartments and Leaffield™ D7 inflation valves
- Leaffield™ A6 overpressure valves
- Bow step plate with mooring cleats and anchor roller
- Bow storage
- 300 L built-in fuel tank with external deck filler
- Steering console with front seat and storage (windscreen, SS handrail and switch panel)
- Twin stand-up helm seats with folding teak table
- U-form aft cockpit sofa with two side lockers and dedicated boarding access
- Navigation lights
- Rear swim platform with boarding ladder
- Automatic bilge pump
- Battery switch
- Rear handrails and two back cleats
- AISI 316 stainless steel ski tow bar
- Keel protector
- Hull ventilation system
- Built-in davit lifting points
- Heavy-duty rubbing strake
- Safety handles & carrying handles
- Full set of soft cushions
- Pre-installed basic electrical system
- Aluminum Oars
- Foot pump
- Repair kit
- Owner's Manual



OPTIONAL

- Upgrade to Spradling™ soft cushions set
- Deck light
- Underwater light
- Shower system with 100 L water tank and pump
- Fiberglass arch roll bar
- Stern sundeck
- Teak dining table with aluminum base
- EVA floor set
- Real teak wood floor set
- Anchor & windlass kit
- Electric pump without battery
- AISI 316 stainless steel C-shaped ladder
- AISI 316 stainless steel tube handrails
- Fiberglass T-TOP with lighting system
- Rear canvas sunshade extension
- Bimini top in Sunbrella™ fabric
- Boat cover
- Navigation & electronics package
- Bluetooth speaker system
- Hydraulic steering system with steering wheel
- Heavy-duty boat trailer
- Outboard engine options



COLOR OPTION

Hull



Tube



or



CUSTOMIZE

Upholstery



or



CUSTOMIZE



NAVISOUL 750 PRO



CE

Tube Option

- 1.2mm Heytex PVC
- 1.0mm Orca Hypalon
- 1.25mm Orca Hypalon



Length
7.60m



Inside Length
4.90m



Width
2.82m



Inside Width
1.60m



Tube Dia.
54cm



Chamber
7



Max People
13



Dry Weight
1000kg



Max Payload
1400kg



Engine shaft
25"



Max Engine
250HP



STANDARD PACKAGE

- GRP hull & anti-slip deck for 7.5m RIB
- Inflatable tube with 7 air compartments and Leaffield™ D7 inflation valves
- Leaffield™ A6 overpressure valves
- Bow step plate with mooring cleats and anchor roller
- Bow storage
- 300 L built-in fuel tank with external deck filler
- Steering console with front seat and storage (windscreen, SS handrail and switch panel)
- Twin stand-up helm seats with handrails
- U-form aft cockpit sofa with two side lockers
- Navigation lights
- Rear swim platform with boarding ladder
- Automatic bilge pump
- Battery switch
- Rear handrails and two back cleats
- AISI 316 stainless steel ski tow bar
- Keel protector
- Hull ventilation system
- Built-in davit lifting points
- Heavy-duty rubbing strake
- Safety handles & carrying handles
- Full set of soft cushions
- Pre-installed basic electrical system
- Aluminum Oars
- Foot pump
- Repair kit
- Owner's Manual



OPTIONAL

- Upgrade to Spradling™ soft cushions set
- Deck light
- Underwater light
- Shower system with 100 L water tank and pump
- Fiberglass arch roll bar
- Stern sundeck
- Teak dining table with aluminum base
- EVA floor set
- Real teak wood floor set
- Anchor & windlass kit
- Electric pump without battery
- AISI 316 stainless steel C-shaped ladder
- AISI 316 stainless steel tube handrails
- Fiberglass T-top with lighting system
- Rear canvas sunshade extension
- Bimini top in Sunbrella™ fabric
- Boat cover
- Navigation & electronics package
- Bluetooth speaker system
- Hydraulic steering system with steering wheel
- Heavy-duty boat trailer
- Outboard engine options



COLOR OPTION

Hull



Tube



or



Upholstery



or



NAVISOUL 800 PRO



CE

Tube Option

- 1.2mm Heytex PVC
- 1.0mm Orca Hypalon
- 1.25mm Orca Hypalon



Length
7.90m



Inside Length
5.30m



Width
2.85m



Inside Width
1.55m



Tube Dia.
52cm



Chamber
7



Max People
13



Dry Weight
1000kg






Max Payload
1400kg



Engine shaft
25"



Max Engine
300HP



STANDARD PACKAGE

- GRP hull & anti-slip deck for 8.0m RIB
- Inflatable tube with 7 air compartments and Leaffield™ D7 inflation valves
- Leaffield™ A6 overpressure valves
- Bow step plate with mooring cleats and anchor roller
- Bow storage
- 210 L built-in fuel tank with external deck filler
- Steering console with front seat and storage(windscreen, SS handrail and switch panel)
- Helm & passenger seat / bolster with functional wet bar
- Rear sofa with backrest and dedicated boarding access
- AISI 316 stainless steel arch roll bar with navigation lights
- Rear swim platform with boarding ladder
- Automatic bilge pump
- Battery switch
- Rear handrails and two back cleats
- Keel protector
- Hull ventilation system
- Built-in davit lifting points
- Heavy-duty rubbing strake
- Safety handles & carrying handles
- Full set of soft cushions
- Pre-installed basic electrical system
- Aluminum Oars
- Foot pump
- Repair kit
- Owner's Manual



OPTIONAL

- Upgrade to Spradling™ soft cushions set
- Deck light
- Underwater light
- Shower system with 100 L water tank and pump
- Refrigerator & Gas stove
- EVA floor set
- Real teak wood floor set
- Anchor & windlass kit
- Electric pump without battery
- AISI 316 stainless steel C-shaped ladder
- AISI 316 stainless steel tube handrails
- Fiberglass T-top with lighting system
- Rear canvas sunshade extension
- Bimini top in Sunbrella™ fabric
- Boat cover
- Navigation & electronics package
- Bluetooth speaker system
- Hydraulic steering system with steering wheel
- Heavy-duty boat trailer
- Outboard engine options



COLOR OPTION

Hull



Tube



or CUSTOMIZE

Upholstery



or CUSTOMIZE

NAVISOUL 850 CABIN



CE

Tube Option

1.0mm Orca Hypalon
1.25mm Orca Hypalon



Length
8.75m



Inside Length
6.57m



Width
2.84m



Inside Width
1.70m



Tube Dia.
54cm



Chamber
7



Max People
12



Dry Weight
1600kg



Max Payload
1260kg



Engine shaft
25"



Max Engine Power
350HP



STANDARD PACKAGE

- Fiberglass deep-V stepped hull & self-bailing antiskid deck
- Inflatable tube with 7 air compartments and Leaffield™ D7 inflation valves
- Leaffield™ A6 overpressure valves
- Bow step plate with mooring cleat and anchor roller Bow storage
- 280 L built-in fuel tank with external deck filler
- Steering console with windshield, cockpit cabin, SS handrails and full set switch panel
- WC set with toilet, washbasin and 90 L blackwater tank
- Navigation lights
- Helm & passenger seat with functional wet bar
- U-form aft cockpit sofa with two side lockers and dedicated boarding access
- Integrated stern folding dining table
- Rear swim platform with boarding ladder
- 750 GPH automatic bilge pump
- Battery switch
- Rear handrails & two back cleats and cup holders
- Fiberglass arch with waterski towing eye
- Hull ventilation system
- Built-in davit lifting points
- Heavy-duty rubbing strake
- Safety handles & carrying handles
- Full set of soft cushions
- Electrical package for boat & console
- Aluminum Oars
- Foot pump
- Repair kit
- Owner's Manual



OPTIONAL

- Upgrade to Spradling™ soft cushions set
- Deck light
- Underwater light
- Shower system with 100 L water tank and pump
- Refrigerator & Gas stove
- EVA floor set
- Real teak wood floor set
- Anchor & windlass kit
- Electric pump without battery
- AISI 316 stainless steel C-shaped ladder
- AISI 316 stainless steel tube handrails
- Fiberglass T-top with lighting system
- Rear canvas sunshade extension
- Bimini top in Sunbrella™ fabric
- Boat cover
- Navigation & electronics package
- Bluetooth speaker system
- Hydraulic steering system with steering wheel
- Heavy-duty triple-axle trailer
- Outboard engine options



COLOR OPTION

Hull



Tube



or




CUSTOMIZE

Upholstery



or



CUSTOMIZE



NAVISOUL 940 CABIN



CE

Tube Option

1.0mm Orca Hypalon
1.25mm Orca Hypalon



Length
9.40m



Inside Length
6.60m



Width
2.90m



Inside Width
1.85m



Tube Dia.
54cm



Chamber
7



Max People
12



Dry Weight
2300kg



Max Payload
1340kg



Engine shaft
30"




Max Engine
2x350HP



STANDARD PACKAGE

- Fiberglass deep-V stepped hull & self-bailing antiskid deck
- Inflatable tube with 7 air compartments and Leaffield™ D7 inflation valves
- Leaffield™ A6 overpressure valves
- Bow step plate with mooring cleat and anchor roller
- Anchor locker and bow storage
- Front sundeck
- 450 L built-in fuel tank with external deck filler
- Steering console & seat box set with windshield, cockpit cabin, SS handrails and full set switch panel
- WC set with toilet, washbasin and 100 L blackwater tank
- Navigation lights
- Helm & passenger seat with back sofa, locker storage & cup holder
- U-form aft cockpit sofa with two side lockers
- Fiberglass T-top with lighting system
- Rear swim platform with boarding ladder
- Shower system with 100 L water tank and pump
- Automatic bilge pump
- Battery switch
- Two back cleats
- AISI 316 stainless steel ski tow bar
- Hull ventilation system
- Built-in davit lifting points
- Heavy-duty rubbing strake
- Safety handles & carrying handles
- Full set of soft cushions
- Electrical package for boat & console
- Aluminum Oars
- Foot pump
- Repair kit
- Owner's Manual



OPTIONAL

- ◊ Upgrade to Spradling™ soft cushions set
- ◊ Deck light
- ◊ Underwater light
- ◊ Teak dining table with aluminum base
- ◊ Refrigerator & Gas stove
- ◊ EVA floor set
- ◊ Real teak wood floor set
- ◊ Anchor & windlass kit
- ◊ Electric pump without battery
- ◊ AISI 316 stainless steel C-shaped ladder
- ◊ AISI 316 stainless steel tube handrails
- ◊ Rear canvas sunshade extension
- ◊ Boat cover
- ◊ Navigation & electronics package
- ◊ Bluetooth speaker system
- ◊ Hydraulic steering system with steering wheel
- ◊ Heavy-duty triple-axle trailer
- ◊ Outboard engine options




COLOR OPTION

Hull ☐ ☒

Tube ☐ ☒



Upholstery ☐ ☒



NAVISOUL 540 PROTECTOR



Tube Option

- 1.2mm Heytex PVC
- 1.0mm Orca Hypalon
- 1.25mm Orca Hypalon



Length
5.40m



Inside Length
3.22m



Width
2.20m



Inside Width
1.26m



Tube Dia.
48cm



Chamber
5



Max People
7



Dry Weight
290kg



Max Payload
530kg



Engine shaft
20"



Max Engine
90HP



STANDARD PACKAGE

- GRP hull & anti-slip deck for 5.4m RIB
- Inflatable tube with 5 air compartments and Leaffield™ D7 inflation valves
- Leaffield™ A6 overpressure valves
- Bow step plate with mooring cleats and anchor roller
- Anchor locker
- 75 L built-in fuel tank with external deck filler
- Steering console with storage(windscreen, SS handrail and switch panel)
- Aluminum helm seat with 4 fishing rod holders
- Automatic bilge pump
- Battery switch
- Keel protector
- Hull ventilation system
- Built-in davit lifting points
- Heavy-duty rubbing strake
- Safety handles & carrying handles
- Full set of soft cushions
- Pre-installed basic electrical system
- Aluminum Oars
- Foot pump
- Repair kit
- Owner's Manual



OPTIONAL

- Aluminum arch roll bar
- Front sundeck
- Stern fiberglass seat with storage and backrest
- AISI 316 stainless steel Grapnel Anchor 6 kg
- Electric pump without battery
- Bimini top in Sunbrella™ fabric
- Boat cover
- Navigation & electronics package
- Hydraulic steering system with steering wheel
- Heavy-duty boat trailer
- Outboard engine options



COLOR OPTION

Hull  Tube  or  CUSTOMIZE

Upholstery  or  CUSTOMIZE

NAVISOUL 540 FISH



PROTECTOR LINE

Navisoul

NAVISOUL 540 SPORT



NAVISOUL 650 PROTECTOR



CE

Tube Option

1.2mm Heytex PVC
1.0mm Orca Hypalon
1.25mm Orca Hypalon



Length
6.54m



Inside Length
5.40m



Width
2.63m



Inside Width
1.38m



Tube Dia.
54cm



Chamber
5



Max People
10



Dry Weight
600kg



Max Payload
1210kg



Engine shaft
25"



Max Engine
115HP



STANDARD PACKAGE

- GRP hull & anti-slip deck for 6.5m RIB
- Inflatable tube with 5 air compartments and Leaffield™ D7 inflation valves
- Leaffield™ A6 overpressure valves
- Bow step plate with mooring cleats and anchor roller
- Anchor locker
- 170 L built-in fuel tank with external deck filler
- Steering console with front seat and storage(windscreen, SS handrail and switch panel)
- Aluminum helm seat with 4 fishing rod holders
- Under-deck storage
- Automatic bilge pump
- Battery switch
- Keel protector
- Hull ventilation system
- Built-in davit lifting points
- Heavy-duty rubbing strake
- Safety handles & carrying handles
- Full set of soft cushions
- Pre-installed basic electrical system
- Aluminum Oars
- Foot pump
- Repair kit
- Owner's Manual



COLOR OPTION

Hull



Tube



or



Upholstery



or



OPTIONAL

- Aluminum arch roll bar
- Front sundeck and bow side lockers
- Stern fiberglass seat with storage and backrest
- AISI 316 stainless steel Grapnel Anchor 6 kg
- Electric pump without battery
- Bimini top in Sunbrella™ fabric
- Boat cover
- Navigation & electronics package
- Hydraulic steering system with steering wheel
- Heavy-duty boat trailer
- Outboard engine options



NAVISOUL 960 PROTECTOR



CE

Tube Option

1.2mm Heytex PVC
1.0mm Orca Hypalon
1.25mm Orca Hypalon



Length
9.60m



Inside Length
7.40m



Width
3.00m



Inside Width
1.87m



Tube Dia.
56cm



Chamber
9



Max People
15



Dry Weight
2000kg



Max Payload
1580kg



Engine shaft
30"



Max Engine
2x350HP



STANDARD PACKAGE

- Fiberglass deep-V stepped hull & self-bailing antiskid deck
- Inflatable tube with 9 air compartments and Leaffield™ D7 inflation valves
- Leaffield™ A6 overpressure valves
- Reinforced cone ends
- Heavy-duty Aluminum bollards
- Under-deck storage
- Anchor locker
- Marine grade aluminum fuel tank 720 L with external deck filler
- Aluminum Console with large dashboard and extended windscreen
- Aluminum T-Top sunshade
- Overhead navigation & equipment mounting platform



COLOR OPTION

Hull



Tube



or



Upholstery



or




OPTIONAL

- Optional custom color for fiberglass hull
- Heavy-duty aluminum bow guard
- Anti-fouling Hull
- Passenger seats
- Electric pump without battery
- AISI 316 stainless steel C-shaped ladder
- Aluminum engine protection frame
- Anchor & windlass kit
- Navigation & electronics package
- First Aid Kit
- Boat cover
- Hydraulic steering system with steering wheel
- Heavy-duty triple-axle trailer
- Outboard engine options



NAVISOUL 1200 PROTECTOR



CE

Tube Option

1.2mm Heytex PVC
1.0mm Orca Hypalon
1.25mm Orca Hypalon



Length
11.68m



Inside Length
9.43m



Width
3.58m



Inside Width
2.33m



Tube Dia.
60cm



Chamber
9



Max People
18



Dry Weight
3500kg



Max Payload
1890kg



Engine Shaft
2×25"+1×30"



Max Engine
3×350HP



STANDARD PACKAGE

- Fiberglass deep-V stepped hull & self-bailing antiskid deck
- Inflatable tube with 9 air compartments and Leaffield™ D7 inflation valves
- Leaffield™ A6 overpressure valves
- Reinforced cone ends
- Heavy-duty Aluminum bollards
- Under-deck storage
- Anchor locker
- Marine grade aluminum fuel tank 720 L with external deck filler
- Aluminum Console with large dashboard and extended windscreen
- Aluminum T-Top sunshade
- Overhead navigation & equipment mounting platform
- Helm & Crew Seating
- Internal & external safety grab lines
- Automatic bilge pump
- Battery switch
- Aluminum arch with boarding ladder and navigation lights
- Built-in davit lifting points
- Heavy-duty rubbing strake
- Safety handles & carrying handles
- Electrical package for boat & console
- Aluminum Oars
- Foot pump
- Repair kit
- Owner's Manual



OPTIONAL

- Optional custom color for fiberglass hull
- Heavy-duty aluminum bow guard
- Anti-fouling hull
- Passenger seats
- Electric pump without battery
- AISI 316 stainless steel C-shaped ladder
- Aluminum engine protection frame
- Anchor & windlass kit
- Navigation & electronics package
- First Aid Kit
- Boat cover
- Hydraulic steering system with steering wheel
- Heavy-duty triple-axle trailer
- Outboard engine options



COLOR OPTION

Hull



Tube







or



Upholstery



or





Raymarine

 **UFLEX**

 **MERCURY**

 **sunbrella®**

Proceans

Leaffield
Marine

 **SUZUKI**

 **OSULATI**

LOWRANCE

HEYtex® 

GARMIN.

ORCA
FENNEL • FLIPO


FOLLOW "NAVISOUL BOAT" ON SOCIAL MEDIA




YouTube Navisoul



Distributor



 www.navisoulboat.com

 service@navisoulboat.com

Copyright © 2026 TOFUN MARINE GROUP



Scan for more details